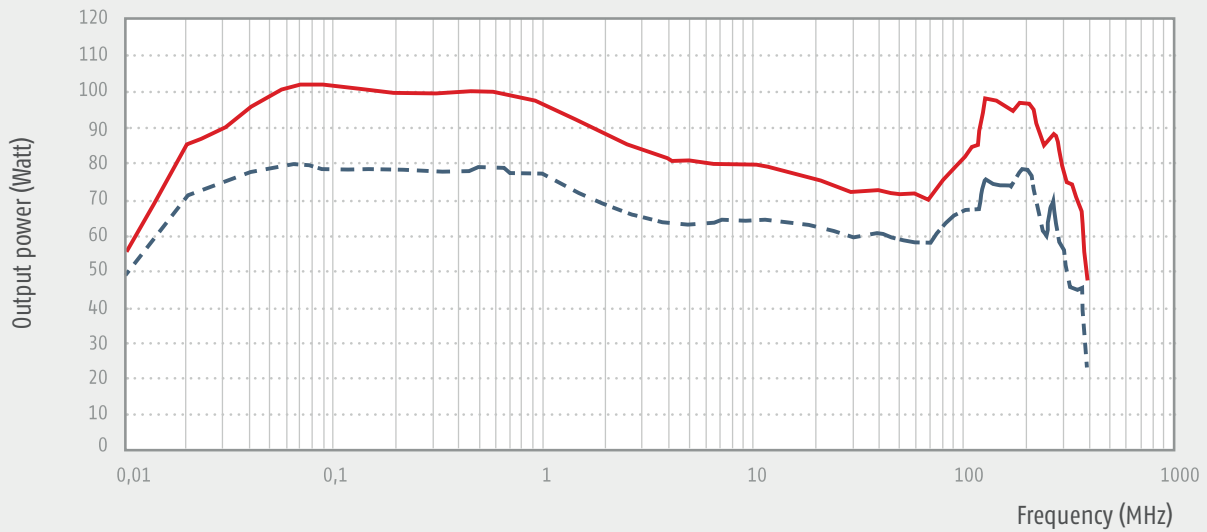


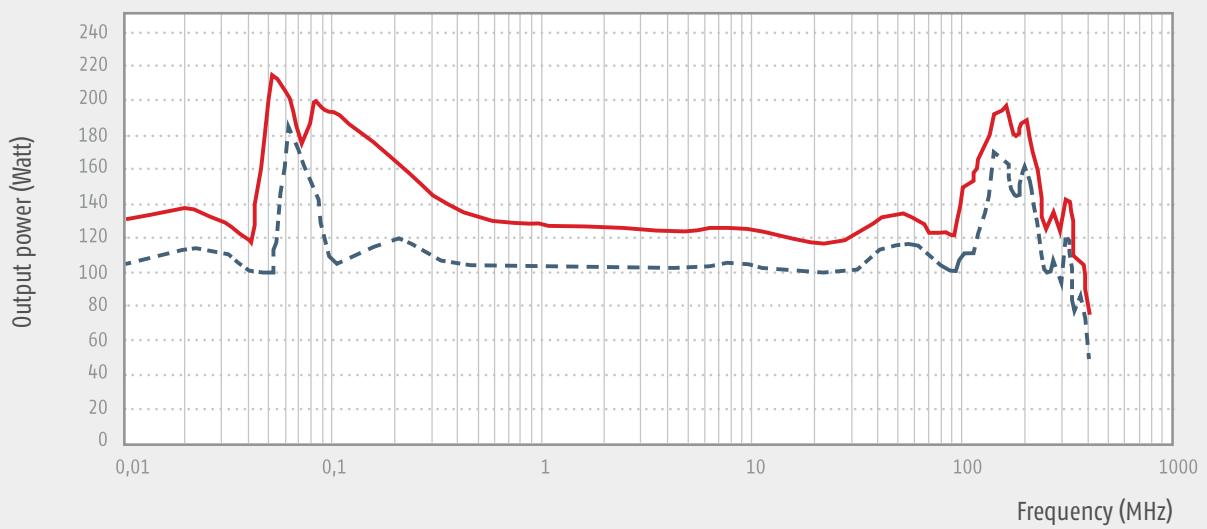
10 KHz – 400 MHz

Part Number	VLC-60	VLC-110
Frequency range	10kHz-400MHz	10kHz-400MHz
Output Power typ.	60 W	110 W
Output Power @ 1dB Compression, typ. min.	see Diagramm	see Diagramm
RF Input, max.	+10 dBm	+10 dBm
Gain, typ.	+48 dB	+50 dB
Flatness, typ.	±2.5 dB	±2.5 dB
Input VSWR	2:1	2:1
Harmonics @ 1 dB comp.	H2, H3 <-20 dBc	H2, H3 <-20 dBc
Class type	A	A
Input / Output Impedance	50 Ω / 50 Ω	50 Ω / 50 Ω
Connectors In / Out	N(f)N(f)	N(f)N(f)
Dimensions (mm)	W H D	450 89 (2 HU) 640
Weight	12 kg	33 kg
Rated current	3.5A @ 110VAC 1.7A @ 230VAC	7.5A @ 110VAC 3.2A @ 230VAC
Power Supply (VAC)	90-250, 47-63 Hz	90-250, 47-63 Hz
Phases	1	1
Operating Temperature (°C)	0 / +35	0 / +35
Room temperature storage (°C)	-20 / +70	-20 / +70
Cooling / Forced air	Self contained fans 20l / sec. max.	Self contained fans 60l / sec. max.
Following types available:	S, SC, D, DC	S, SC, D, DC

VLC-60



VLC-110



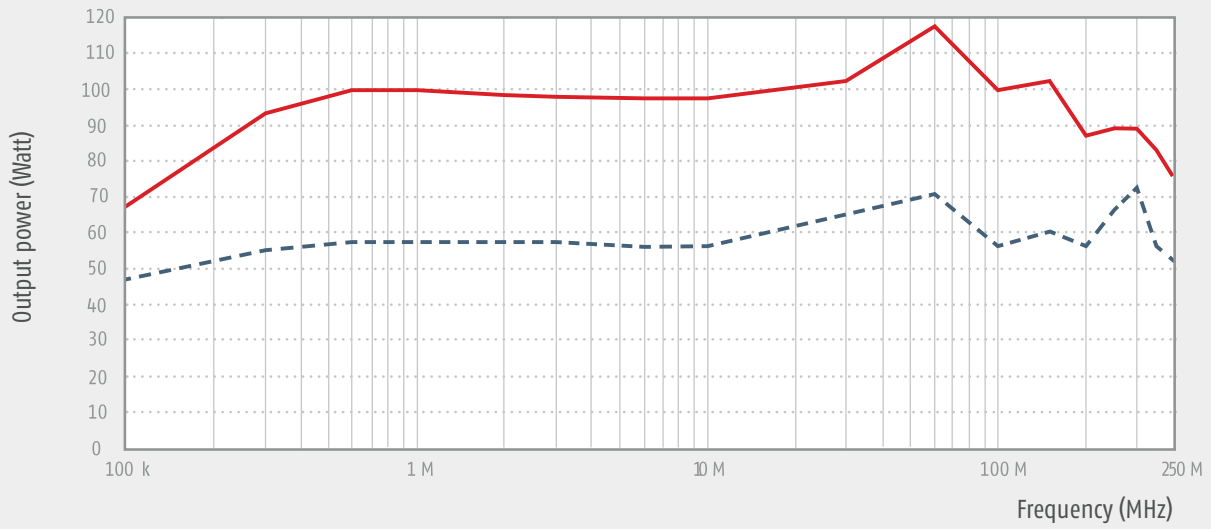
- Output Power (Compression max. = 3dB)
- Output Power (Compression max. = 1dB)

10 KHz – 400 MHz

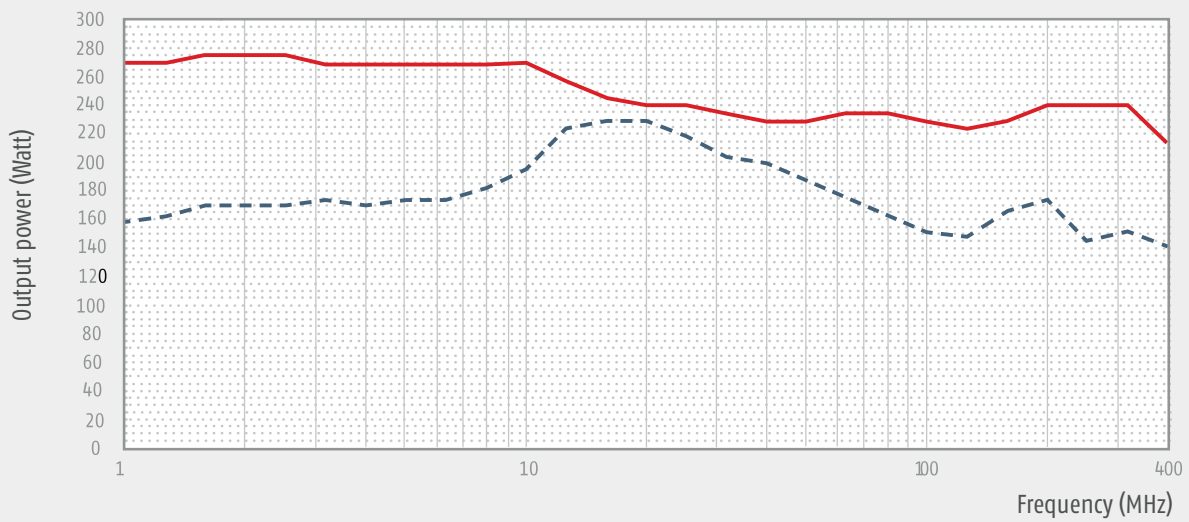
Part Number		FLC-75	FLC-180
Frequency range		100kHz-400MHz	1MHz-400MHz
Output Power typ.		75 W	180 W
Output Power @ 1dB Compression, typ. min		see diagramm	see diagramm
RF Input, max.		0 dBm	0 dBm
Gain, typ.		+51 dB	+56 dB
Flatness, typ.		±1.5 dB	±1.5 dB
IP3, typ.		+48 dBm	+48 dBm
Input VSWR, max.		1.5:1	1.5:1
Harmonics @ 1 dB com., typ.		<-20 dBc @ 20 W	<-20 dBc @ 100 W
Spurious Signals @ 1 dB comp., typ.		<-75 dBc @ 20 W	<-75 dBc @ 100 W
Input Output Impedance		50 Ω / 50 Ω	50 Ω / 50 Ω
Connectors In / Out		N(f)N(f)	N(f)N(f)
Dimensions (mm)	W	483 (19")	483 (19")
	H	133 (3 HU)	133 (3 HU)
	D	436	436
Weight		10 kg	15 kg
AC Power Input (W)		150	150
Power Supply (VAC)		88-264	88-264
Phases		1	1
Operating Humidity Non-Condensing (%)		80 %	80 %
Cooling		Internal forced air	Internal forced air
Circuit Protection		Thermal Overload Over Current	Thermal Overload Over Current
Following types available:		S	S

FLC-75, FLC-180

FLC-75



FLC-180

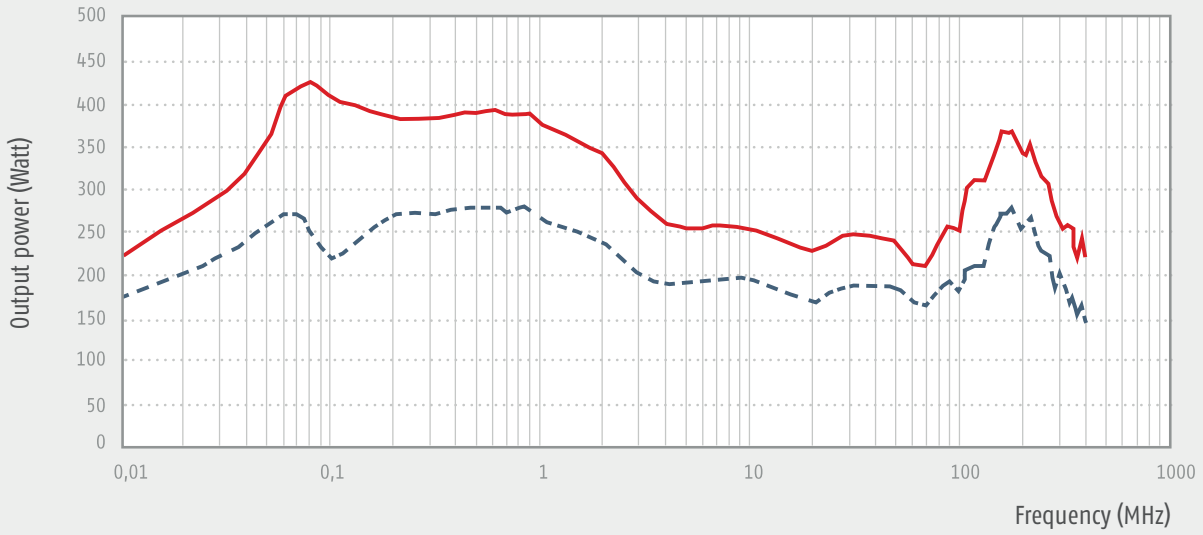


- Output Power (Compression max. = 3dB)
- Output Power (Compression max. = 1dB)

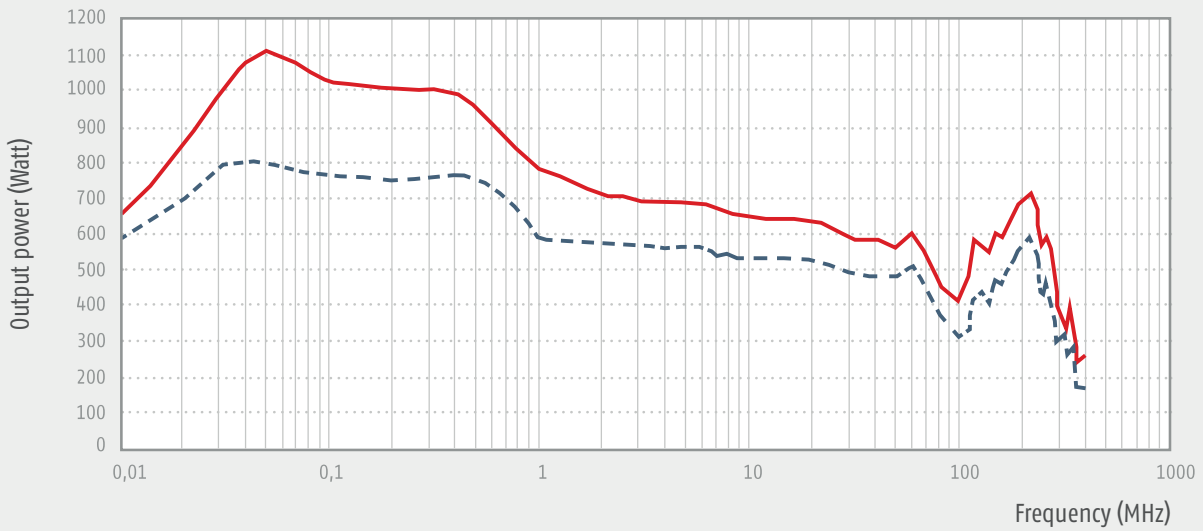
10 KHz – 400 MHz

Part Number	VLC-220	VLC-400
Frequency range	10kHz-400MHz	10kHz-400MHz
Output Power typ.	220 W	400 W
Output Power @ 1dB Compression, typ. min.	see Diagramm	see Diagramm
RF Input, max.	+10 dBm	+10 dBm
Gain, typ.	+53 dB	+54 dB
Flatness, typ.	±2.5 dB	±2.5 dB
Input VSWR	2:1	2:1
Harmonics @ 1 dB comp.	H2, H3 <-20 dBc	H2, H3 <-20 dBc
Class type	A	A
Input / Output Impedance	50 Ω / 50 Ω	50 Ω / 50 Ω
Connectors In / Out	N(f)N(f)	N(f)N(f)
Dimensions (mm)		
W	450	450
H	178 (4 HU)	360 (8 HU)
D	640	640
Weight	28 kg	51 kg
Rated current	11.4A @ 110VAC 5.5A @ 230VAC	10.4A @ 230VAC
Power Supply (VAC)	90-250, 47-63 Hz	200-250, 47-63Hz
Phases	1	1
Operating Temperature (°C)	0 / +35	0 / +35
Room temperature storage (°C)	-20 / +70	-20 / +70
Cooling / Forced Air	Self contained fans 60l / sec. max.	Self contained fans 120l / sec. max.
Following types available:	S, SC, D, DC	D, DC

VLC-220



VLC-400



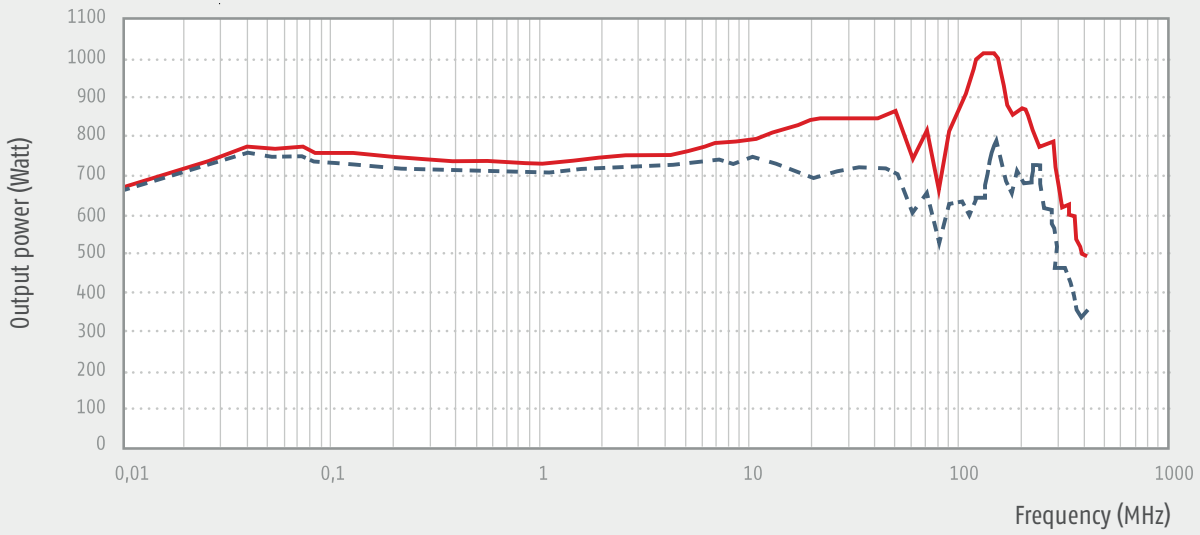
- Output Power (Compression max. = 3dB)
- Output Power (Compression max. = 1dB)

10 KHz – 400 MHz

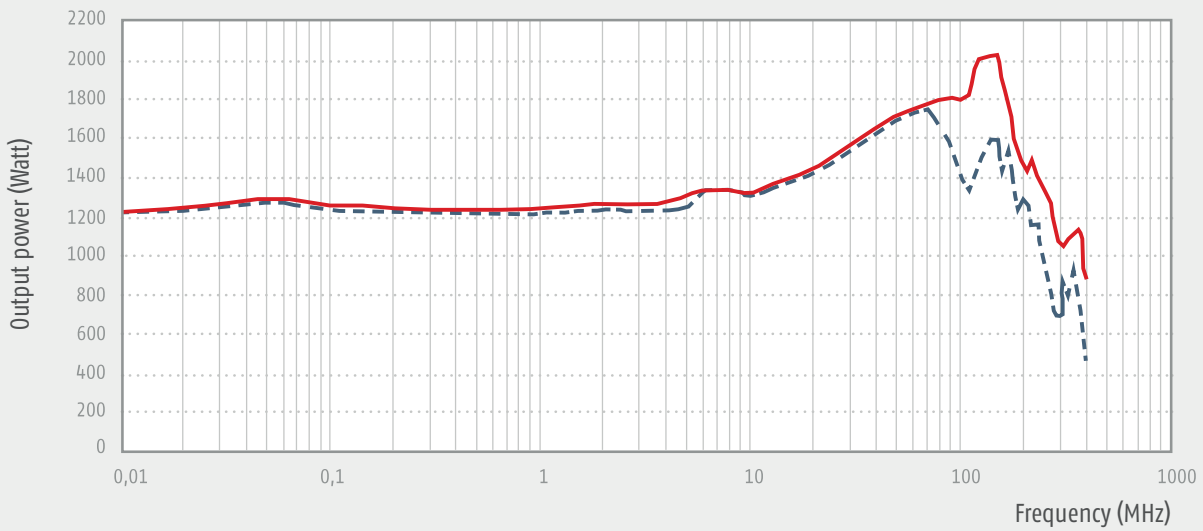
Part Number	VLC-600	VLC-1200
Frequency range	10kHz-400MHz	10kHz-400MHz
Output Power typ.	600 W	1200 W
Output Power @ 1dB Compression, typ. min.	see Diagramm	see Diagramm
RF Input, max.	+10 dBm	+10 dBm
Gain, typ.	+56 dB	+60 dB
Flatness, typ.	±2.5 dB	±2.5 dB
Input VSWR	2:1	2:1
Harmonics @ 1 dB comp.	H2, H3 <-20 dBc	H2, H3 <-20 dBc
Class type	A	A
Input / Output Impedance	50 Ω / 50 Ω	50 Ω / 50 Ω
Connectors In / Out	N(f) 7/16(f)	N(f) 7/16(f)
Dimensions (mm)		
W	600	600
H	1050 (18 HU)	1682 (32 HU)
D	840	840
Weight	230 kg	390 kg
Rated current	5.4 kVA	10.35 kVA
Power Supply (VAC)	47-63 Hz	47-63 Hz
Phases	3	3
Operating Temperature (°C)	0 / +35	0 / +35
Room temperature storage (°C)	-20 / +70	-20 / +70
Cooling / Forced Air	Self contained fans 250l / sec. max.	Self contained fans 480l / sec. max.
Following types available:	DC	DC

VLC-600, VLC-1200

VLC-600



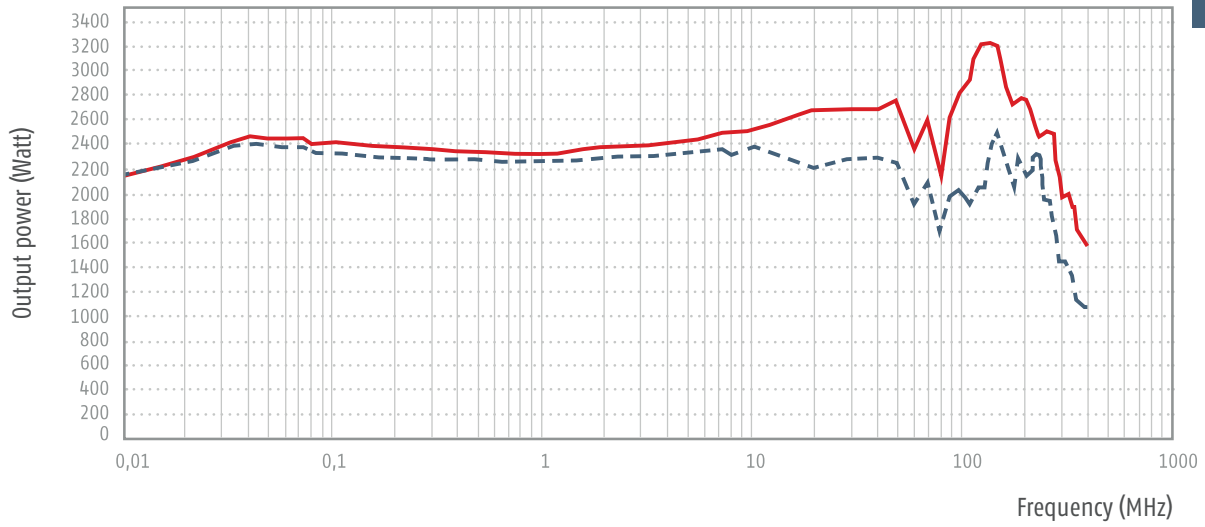
VLC-1200




- Output Power (Compression max. = 3dB)
- Output Power (Compression max. = 1dB)

VLC-2000

VLC-2000



- Output Power (Compression max. = 3dB)
- Output Power (Compression max. = 1dB)



10 KHz – 400 MHz

Part Number		VLC-2000
Frequency range		10kHz-400MHz
Output Power typ.		2000 W
Output Power @ 1dB Compression, typ. min.		see Diagramm
RF Input, max.		+10 dBm
Gain, typ.		+60 dB
Flatness, typ.		±2.5 dB
Input VSWR		2:1
Harmonics @ 1 dB comp.		H2, H3 <-20 dBc
Class type		A
Input / Output Impedance		50 Ω / 50 Ω
Connectors In / Out		N(f) 7/16(f)
Dimensions (mm)	W	800
	H	2120 (42 HU)
	D	840
Weight		650 kg
Rated current		21 kVA
Power Supply (VAC)		47-63 Hz
Phases		3
Operating Temperature (°C)		0 / +35
Room temperature storage (°C)		-20 / +70
Cooling / Forced air		Self contained fans, 960l / sec. max.
Following types available:		DC