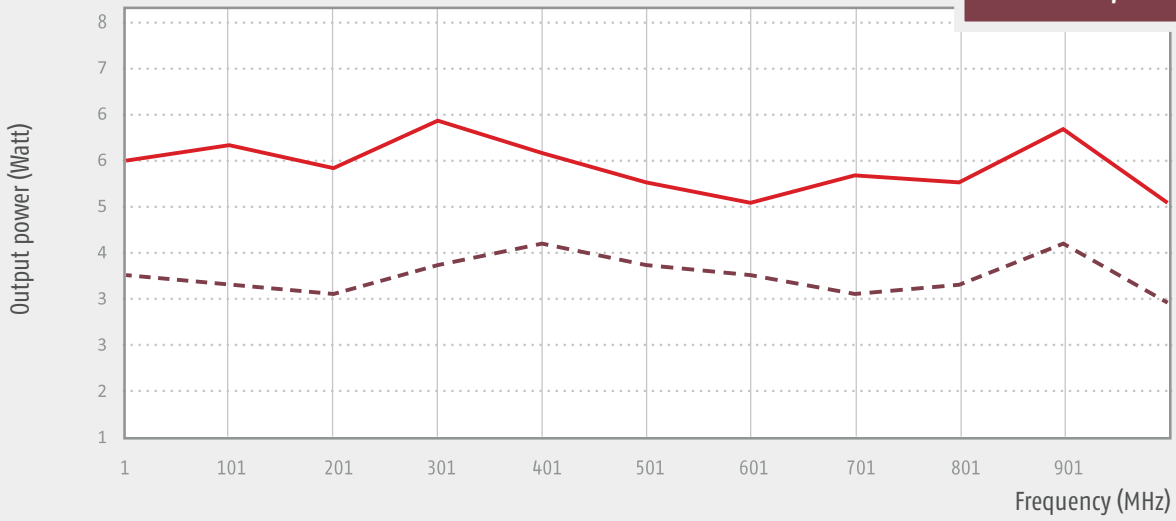


1 MHz – 1000 MHz

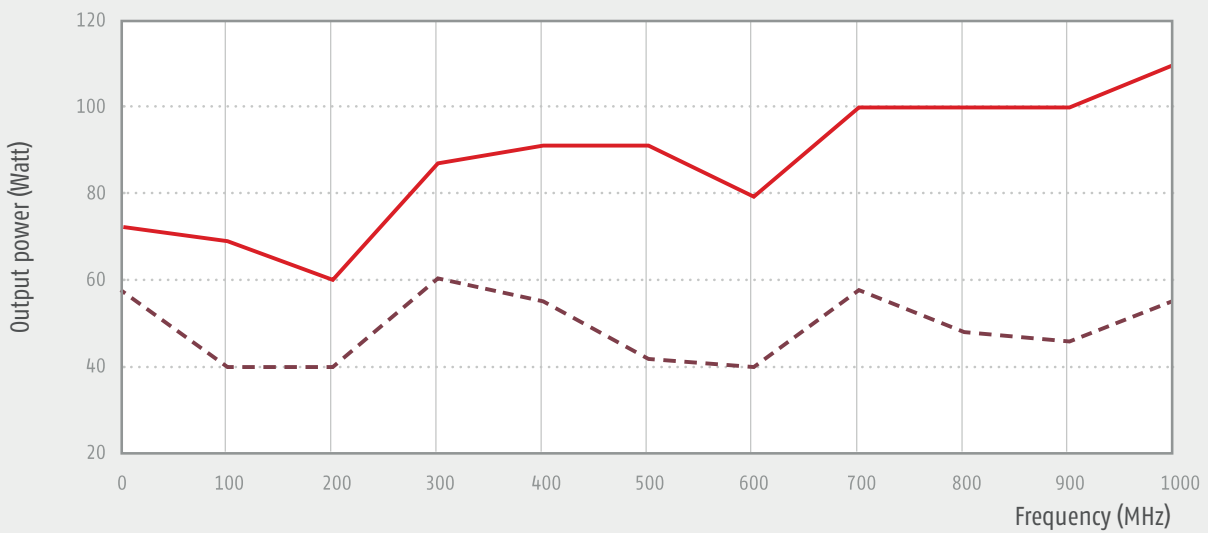
Part Number		FLH-4A	FLH-50A	FLH-100A
Frequency range		1MHz-1000MHz	1MHz-1000MHz	1MHz-1000MHz
Output Power typ.		4 W	50 W	100 W
Output Power @ 1dB Compression, typ. min.		see Diagramm	see Diagramm	see Diagramm
RF Input, max.		0 dBm	0 dBm	0 dBm
Gain, typ.		+36 dB	+48 dB	+50 dB
Flatness, typ.		±1.5 dB	±2.25 dB	±2.5
IP3, typ.		+39 dBm	+51 dBm	+54 dBm
Input VSWR, max.		2:1	2:1	2:1
Harmonics @ 1 dB comp., typ.		-20 dBc @ 2W	-20 dBc @ 30W	-20 dBc @ 70W
Spurious Signals @ 1 dB comp., typ.		<-60 dBc @ 2W	<-60 dBc @ 30W	<-60 dBc @ 70W
Input / Output Impedance		50 Ω / 50 Ω	50 Ω / 50 Ω	50 Ω / 50 Ω
Connectors In / Out		N(f)N(f)	N(f)N(f)	N(f)N(f)
Dimensions (mm)	W	483 (19")	483 (19")	483 (19")
	H	134	134	223
	D	508	508	508
Weight		14 kg	21 kg	40 kg
AC Power Input (W)		100	1000	2500
Power Supply (VAC)		100-240	100-240	180-240
Phases		1	1	1
Operating Temperature (°C)		0/+50	0/+50	0/+50
Operating Humidity Non-Condensing (%)		95	95	95
Cooling		Internal forced air	Internal forced air	Internal forced air
Circuit Protection		Thermal Overload Over Current Over Voltage	Thermal Overload Over Current Over Voltage	Thermal Overload Over Current Over Voltage
Following types available:		S, E	S, E	S, E

FLH-4A

FLH-4A, FLH-50A, FLH-100A



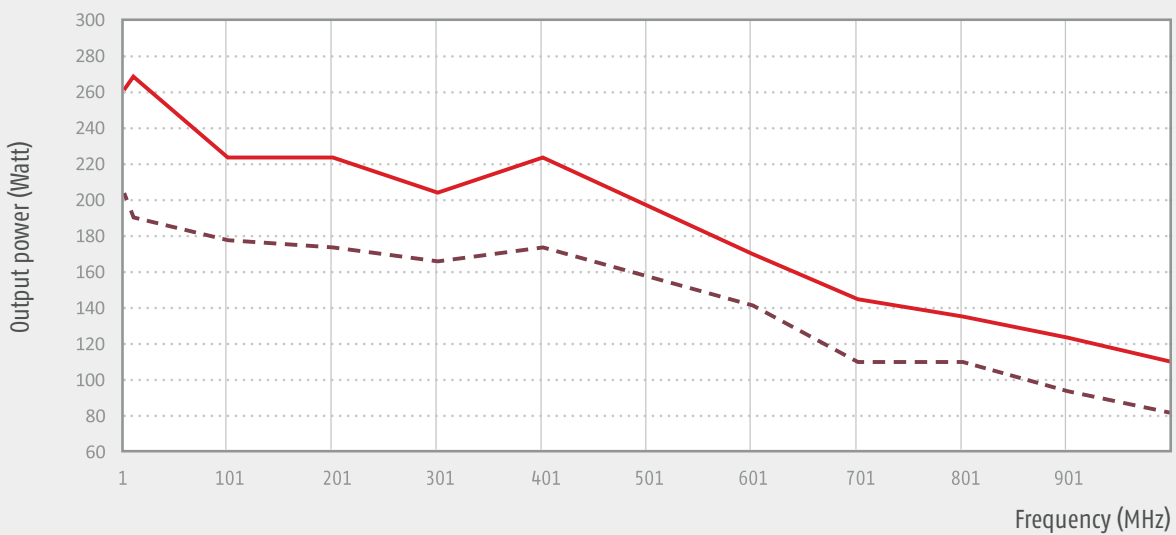
FLH-50A



Output Power (compression max. = 1dB)



FLH-100A



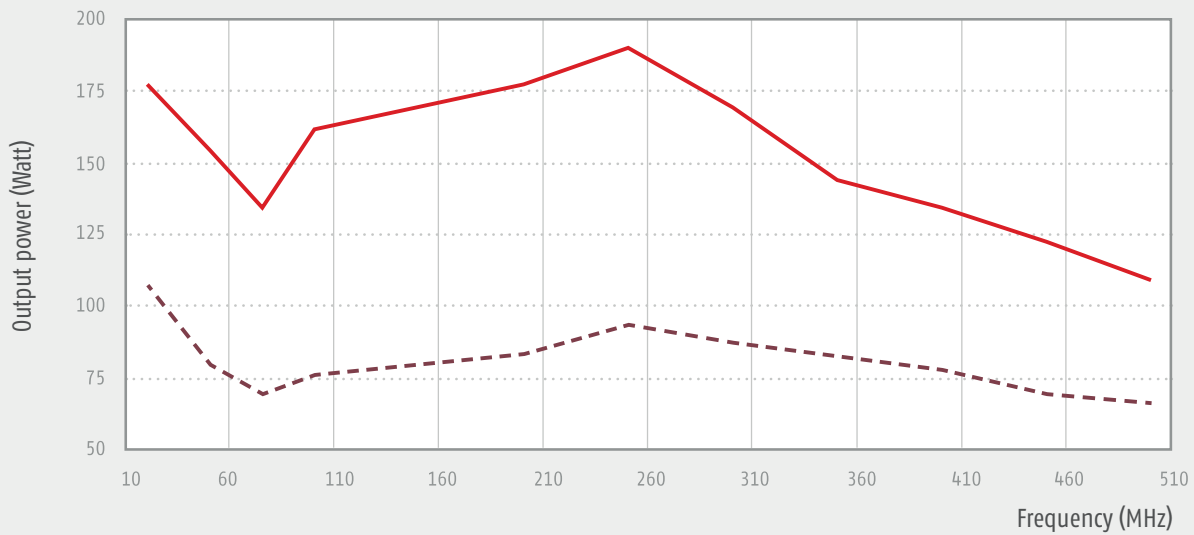
Output Power (compression max. = 3dB)



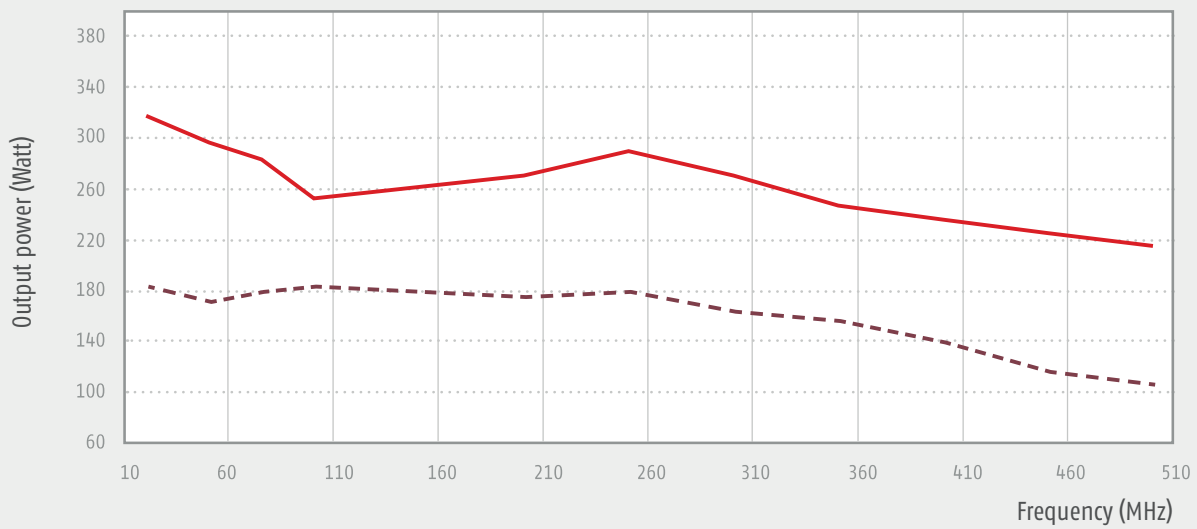
1 MHz – 1000 MHz

Part Number		FLH-100C	FLH-200C
Frequency range		20MHz-500MHz	20MHz-500MHz
Output Power typ.		100 W	200 W
Output Power @ 1dB Compression, typ. min.		see Diagramm	see Diagramm
RF Input, max.		0 dBm	0 dBm
Gain, typ.		+51 dB	+54 dB
Flatness, typ.		±3 dB	±2 dB
IP3, typ.		+59 dBm	+55 dBm
Input VSWR, max.		2:1	2:1
Harmonics @ 1 dB comp., typ.		-20 dBc @ 60W	-20 dBc @ 120W
Spurious Signals @ 1 dB comp., typ.		<-60 dBc @ 60W	<-60 dBc @ 120W
Input / Output Impedance		50 Ω / 50 Ω	50 Ω / 50 Ω
Connectors In / Out		N(f)N(f)	N(f)N(f)
Dimensions (mm)	W	483 (19")	483 (19")
	H	89	223
	D	458	508
Weight		16 kg	30 kg
AC Power Input (W)		600	1500
Power Supply (VAC)		100-240	100-240
Phases		1	1
Operating Temperature (°C)		0/+50	0/+50
Operating Humidity Non-Condensing (%)		95	95
Cooling		Internal forced air	Internal forced air
Circuit Protection		Thermal Overload Over Current Over Voltage	Thermal Overload Over Current Over Voltage
Following types available:		S, E	S, E

FLH-100C



FLH-200C



- Output Power (Compression max. = 3dB)
- Output Power (Compression max. = 1dB)